



Magnesium Bromide Promoted Barbier-Type Intramolecular Cyclization of Halo-Substituted Acetals, Ketals, and Orthoesters

Jui-Wen Huang, Chiar-Dy Chen, Man-kit Leung*

Department of Chemistry, National Taiwan University, Taipei, Taiwan, R. O. C.

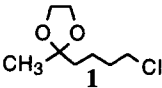
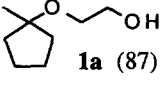
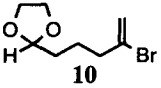
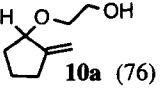
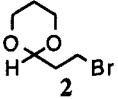
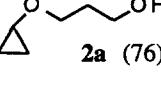
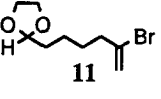
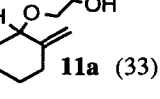
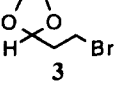
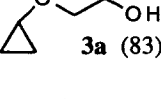
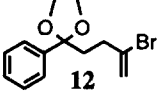
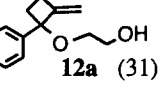
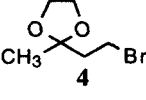
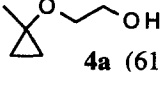
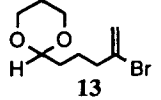
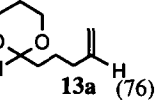
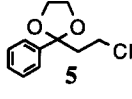
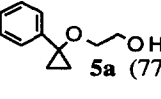
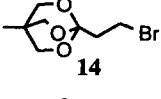
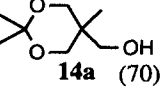
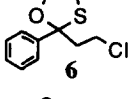
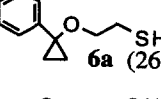
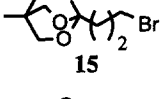
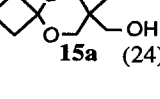
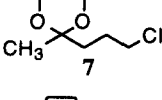
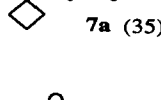
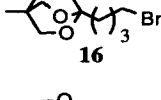
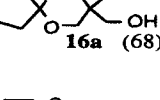
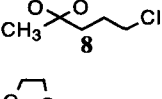
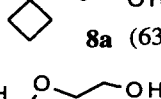
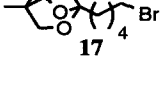
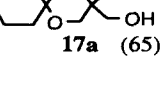
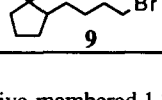
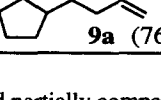
Received 25 June 1999; accepted 22 September 1999

Abstract: Although acetals, ketals and orthoesters are commonly used as protective groups against organometallic reagents, Grignard reagents derived from halo-acetals, ketals, or orthoesters cyclize intramolecularly under $MgBr_2$ promoted conditions, giving rise to the corresponding cycloalkanol and cycloalkanone derivatives. Our results also suggest a Lewis acid catalyzed push-pull mechanism operating for the cyclization. © 1999 Elsevier Science Ltd. All rights reserved.

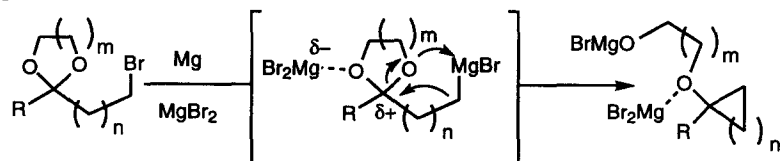
Because of their high stability towards Grignard reagents, protection of carbonyl compounds as acetals or ketals becomes a very common and valuable tactic during synthesis.¹ However, on treatment of ω -haloacetals with magnesium, formation of unexpected intramolecular cyclization products is occasionally observed.^{2,3e} This observation prompted us to investigate the details of this one-step cyclization. A survey of the chemical literature, as well as our preliminary experimental results, revealed that the relevant Grignard reagents could be effectively prepared in THF.³ In diethyl ether, however, the reaction is in general difficult to initiate. Although addition of 1,2-dibromoethane as a promoter does trigger the reaction, formation of the intramolecular cyclization product is inevitable. More interesting is the fact that the yield of the cyclization product **1a** from **1** (Table 1) increased with increasing amounts of $BrCH_2CH_2Br$ used. Maximum yield was obtained when over 4 equivalents of $BrCH_2CH_2Br$ were employed. In addition, polymerization does not occur under these conditions. Since $MgBr_2$ is generated from $BrCH_2CH_2Br$ during the course of reaction,⁴ the success of the cyclization is likely attributable to a Lewis-acid assisted mechanism.⁵

Under our conditions, as the results in Table 1 show, the three and five membered ring precursors **1-5** deliver cyclized products in higher yields. In addition, the ω -haloalkyl-1,3-dioxolanes **3** and **8** cyclize more effectively than the corresponding 1,3-dioxane precursors **2** and **7**. The difference in cyclization behavior of these systems clearly outlines the reaction mechanism. The order of 3-5 > 4 for the ring-closures is in good agreement with the general trend for kinetically-controlled intramolecular cyclization,⁶ indicating that the ring-closure process is the rate-determining step. On the other hand, our experimental results also suggested that the acetal ring opening process should be involved in the transition state. Strain released from ring-opening of the

Table 1: Magnesium Bromide Promoted Barbier-Type Intramolecular Cyclization of Halo-Substituted Acetals, Ketals, and Orthoesters

Haloacetals, ketals or orthoesters	Cyclization Product (yield)	Haloacetals, ketals or orthoesters	Cyclization Product (yield)
			
			
			
			
			
			
			
			
			

five-membered 1,3-dioxolane could partially compensate for the activation energy and therefore be beneficial for the cyclization. On the contrary, the less strained 1,3-dioxanes are relatively stable and therefore sluggish towards the acetal ring-opening process. All these observations are indeed consistent with a Lewis acid catalyzed push-pull mechanism.



When 1,3-oxothiolane derivative **6** reacts under the same conditions, the C-S bond is cleaved regioselectively to give **6a** as the product. Since MgBr_2 is a hard Lewis acid, it is expected to complex preferentially to the hard

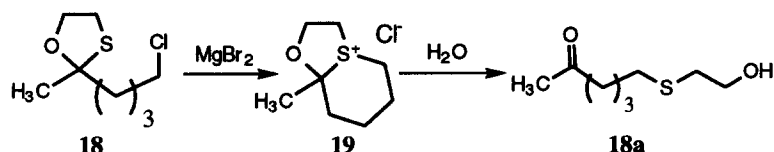
oxo atom and therefore the C-S bond is cleaved selectively through the cyclic transition state. This result agrees with the previous model proposed for the 1,3-dioxolane system.



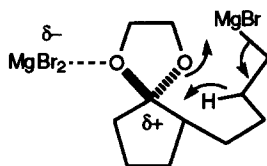
Favored hard acid-hard base interaction

Disfavored hard acid-soft base interaction

For **18**, instead of the cyclization product, thioethanol **18a** was isolated in high yield. We tentatively attributed this to the formation of sulfonium salt **19** that would be hydrolyzed finally to afford **18a** as the major product.



In the case of spiro-ketal **9**, perhaps due to ring-strain in the transition state, hydride transfer preferentially occurs to give terminal olefin **9a** as the major product. Hydride transfer commonly occurs in the reaction of sterically hindered alkyl magnesium halides with ketones, giving rise to alcohols as the reduction products.⁷



Following the success of previous cyclizations, our attention turned next to the 2-bromoalkenyl derivatives **10-13**. Again the five-membered ring precursor **10** cyclized most effectively under our conditions to afford **10a** in high yield. In addition, when the less strained six-membered 1,3-dioxane precursor **13** was employed, no cyclization product could be isolated.

Under no condition could the one-step cyclization of ω -haloalkylesters be performed, according to previous literature,⁷ our reaction conditions were successfully applied to ω -haloalkylorthoesters **14-17** to give protected cycloalkanones **14a-17a** in moderate yields. This reaction is particularly useful for preparing cyclopropanone derivatives in one step.

In summary, our Lewis-acid catalyzed reaction conditions provide a mild and effective way for the Barbier type one-step cyclization. Application of this reaction to other systems is under investigation.

A general procedure is described as follows: To a suspension of Mg powder (1.6 g, 65 mmol) and iodine (catalytic amounts) in ether (6 mL) was added slowly BrCH₂CH₂Br (9.3 g, 44 mmol) in ether (15 mL). The reaction is exothermic and should be cooled in an ice-bath. After complete addition of BrCH₂CH₂Br, a solution of **1** (1.78 g, 10 mmol) in ether (5 mL) was added dropwise. The reaction mixture was then kept at reflux temperature for 25 h, quenched by addition of aqueous NH₄Cl, extracted with CH₂Cl₂, chromatographed on silica gel, using ethyl acetate-hexanes (1:4 to 1:3) as eluent to give a colorless oily product **1a** (1.25 g, 87 %).

Acknowledgements

We thank the National Science Council of the Republic of China (NSC-88-2113-M-002-019 and -020) for financial support.

References and Notes

1. (a) Greene, T. W.; Wuts, P. G. M. *Protective Groups in Organic Synthesis*, 2 nd. Wiley : New York, 1990. (b) Kocienski, P. J. *Protective Groups*; Thieme: New York, 1994.
2. (a) Feugeas, C.; *Bull. Soc. Chim. Fr.* **1963**, 2568. (b) Blomberg, C.; Hartog, F. A. *Synthesis* **1977**, 18.
3. For examples, see (a) van der Gen, A.; Wiehaupt, K.; Swoboda, J. J.; Dunathan, H. C.; Johnson, W. S. *J. Am. Chem. Soc.* **1973**, *95*, 2656. (b) Johnson, W. S.; Wiehaup, K.; Brady, S. F.; Olsen, G. L. *J. Am. Chem. Soc.* **1974**, *96*, 3979. (c) Poller, R. C.; Abbas, S. Z. *J. Chem. Soc., Dalton Trans.* **1974**, 1769. (d) Casals, P. F.; Ferard, J. *Tetrahedron Lett.* **1974**, 2483. (e) Forbes, C. P.; Wenteler, G. L.; Wiechers, A. *J. Chem. Soc., Perkin Trans. 1* **1977**, 2353. (f) Sworin, M.; Neumann, W. L. *Tetrahedron Lett.* **1987**, 3217.
4. For a review, see: Bickelhaupt, F. *Angew. Chem., Int. Ed. Engl.* **1987**, *26*, 990.
5. For references of Lewis-acid assisted mechanisms, see (a) Mukaiyama, T.; Murakami M. *Synthesis* **1987**, 1043. (b) Ishihara K.; Mori, A.; Yamamoto, H. *Tetrahedron* **1990**, *46*, 4595. (c) Denmark, S. E.; Almstead, N. G. *J. Org. Chem.* **1991**, *56*, 6458; *J. Am. Chem. Soc.* **1991**, *113*, 8089. (d) Ishihara K.; Hanaki, N.; Yamamoto, H. *J. Am. Chem. Soc.* **1993**, *115*, 10695. (e) Alexakis, A.; Mangeney, P. *Tetrahedron: Asymmetry* **1990**, *1*, 477. (f) Hunter, R.; Bartels, B. *J. Org. Chem.* **1993**, *58*, 6756. (g) Fujioka, H.; Kitagawa, H.; Matsunaga, N.; Nagatomi, Y.; Kita, Y. *Tetrahedron Lett.* **1996**, 2245. (h) Sammakia, T.; Smith, R. *J. Am. Chem. Soc.* **1992**, *114*, 10998; *J. Org. Chem.* **1992**, *57*, 2997. (i) Mori, A.; Fujiwara, J.; Maruoka, K.; Yamamoto, H. *J. Organomet. Chem.* **1985**, *285*, 83. (j) Mori, I.; Ishihara, K.; Flippin, L. A.; Nozaki, K.; Yamamoto, H.; Barlett, P.; Heathcock, C. H. *J. Org. Chem.* **1990**, *55*, 6107. (k) Mallory, R.; Rovinski, S.; Kohen, F.; Scheer, I. *J. Org. Chem.* **1967**, *32*, 1417. (l) Ishikawa, H.; Mukaiyama, T.; Ikeda, S. *Bull. Chem. Soc. Jpn.* **1981**, *54*, 776. (m) Westera, G.; Blomberg, C.; Bickelhaupt, F. *J. Organomet. Chem.* **1978**, *144*, 285. (n) Westera, G.; Blomberg, C.; Bickelhaupt, F. *J. Organomet. Chem.* **1978**, *144*, 285, 290. (o) Yuan, T. M.; Yeh, S. M.; Hsieh, Y. T.; Yuan, T. M. *J. Org. Chem.* **1994**, *59*, 8192.
6. Mendolini, L. *Adv. Phys. Org. Chem.* **1986**, *22*, 1.
7. Cowan, D. O.; Mosher, H. S. *J. Org. Chem.* **1962**, *27*, 1.